

SUMMARY CHARTS

This section provides various statewide budget charts and tables.

**2025-26 Governor's Budget
General Fund Budget Summary**

(Dollars in Millions)

	2024-25	2025-26
Prior Year Balance	\$35,877	\$26,299
Revenues and Transfers	\$222,473	\$225,095
Total Resources Available	\$258,350	\$251,394
Non-Proposition 98 Expenditures	\$146,998	\$144,290
Proposition 98 Expenditures	\$85,053	\$84,602
Total Expenditures	\$232,051	\$228,892
Fund Balance	\$26,299	\$22,502
Reserve for Liquidation of Encumbrances	\$18,001	\$18,001
Special Fund for Economic Uncertainties	\$8,298	\$4,501
Public School System Stabilization Account	\$1,157	\$1,533
Safety Net Reserve	-	-
Budget Stabilization Account/Rainy Day Fund	\$18,045	\$10,945

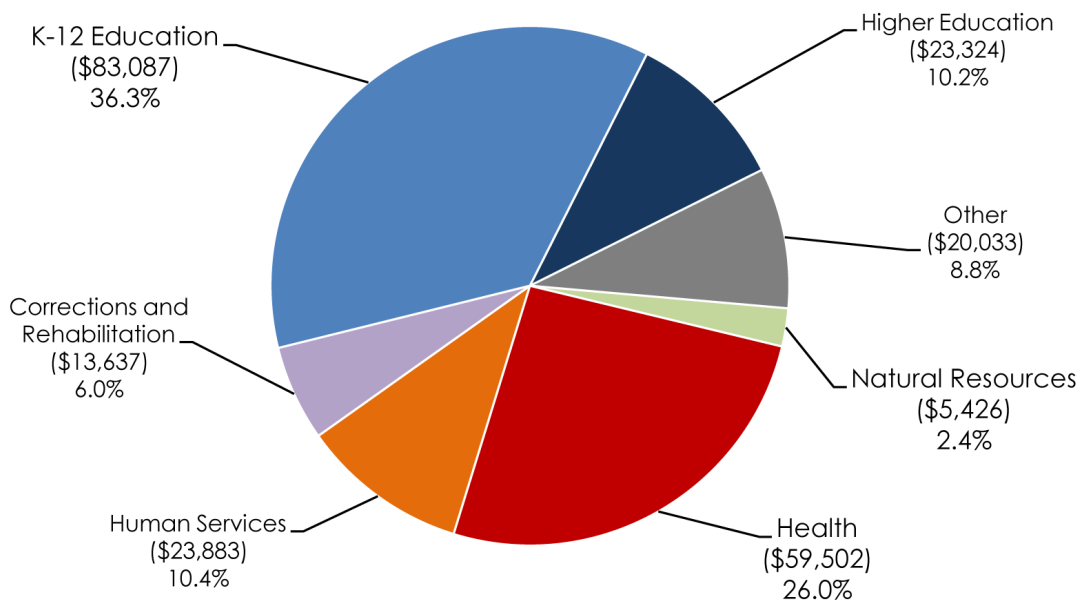
Note: Numbers may not add due to rounding.

General Fund Expenditures by Agency
(Dollars in Millions)

	2024-25	2025-26	Dollar Change from 2024-25
Legislative, Judicial, Executive	\$10,862	\$8,198	-\$2,664
Business, Consumer Services & Housing	3,951	517	-3,434
Transportation	721	754	33
Natural Resources	8,164	5,426	-2,738
Environmental Protection	594	137	-457
Health and Human Services	76,248	83,385	7,137
Corrections and Rehabilitation	14,044	13,637	-407
K-12 Education	84,135	83,087	-1,048
Higher Education	23,064	23,324	260
Labor and Workforce Development	1,121	963	-158
Government Operations	3,778	3,590	-188
General Government:			
Non-Agency Departments	2,413	1,303	-1,110
Tax Relief/Local Government	653	556	-97
Statewide Expenditures	2,303	4,016	1,713
Total	\$232,051	\$228,892	-\$3,159

Note: Numbers may not add due to rounding.

2025-26
General Fund Expenditures
(Dollars in Millions)

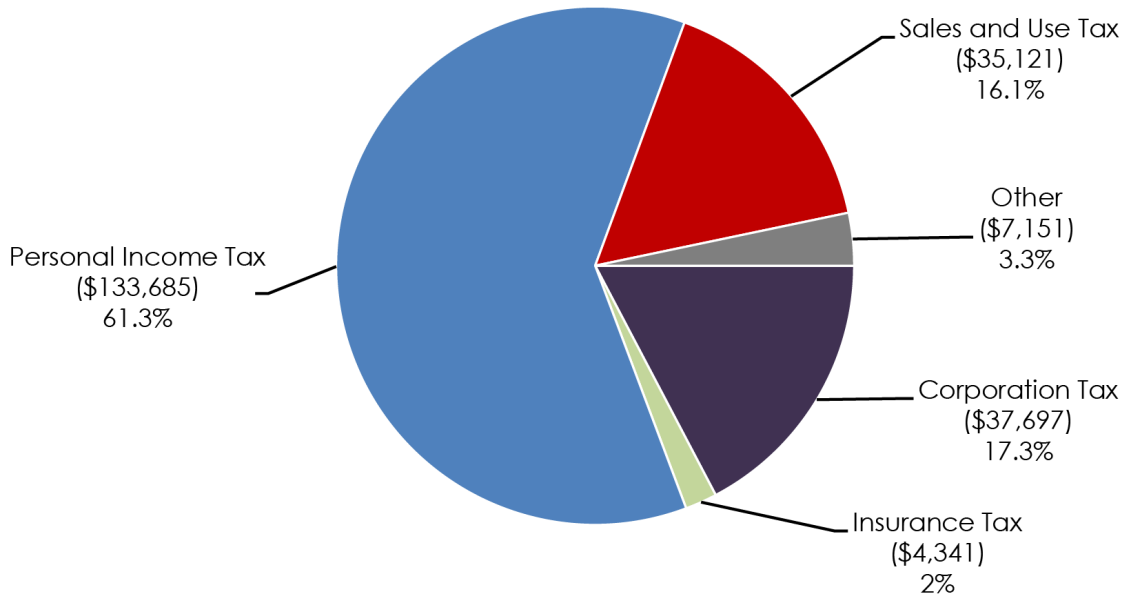


General Fund Revenue Sources
(Dollars in Millions)

	2024-25	2025-26	Change from 2024-25	
			Dollar Change	Percent Change
Personal Income Tax	\$121,106	\$133,685	\$12,579	10.4%
Sales and Use Tax	34,110	35,121	1,011	3.0%
Corporation Tax	43,199	37,697	-5,502	-12.7%
Insurance Tax	4,064	4,341	277	6.8%
Alcoholic Beverage Taxes and Fees	423	428	5	1.2%
Cigarette Tax	37	35	-2	-5.4%
Motor Vehicle Fees	46	46	0	0.0%
Other	14,631	6,642	-7,989	-54.6%
Subtotal	\$217,616	\$217,995	\$379	0.2%
Transfer from the Budget Stabilization Account/Rainy Day Fund	4,857	7,100	2,243	46.2%
Total	\$222,473	\$225,095	\$2,622	1.2%

Note: Numbers may not add due to rounding.

2025-26
General Fund Revenues and Transfers^{1/}
(Dollars in Millions)



^{1/}Excludes \$7.1 billion transfer in from the Rainy Day Fund.

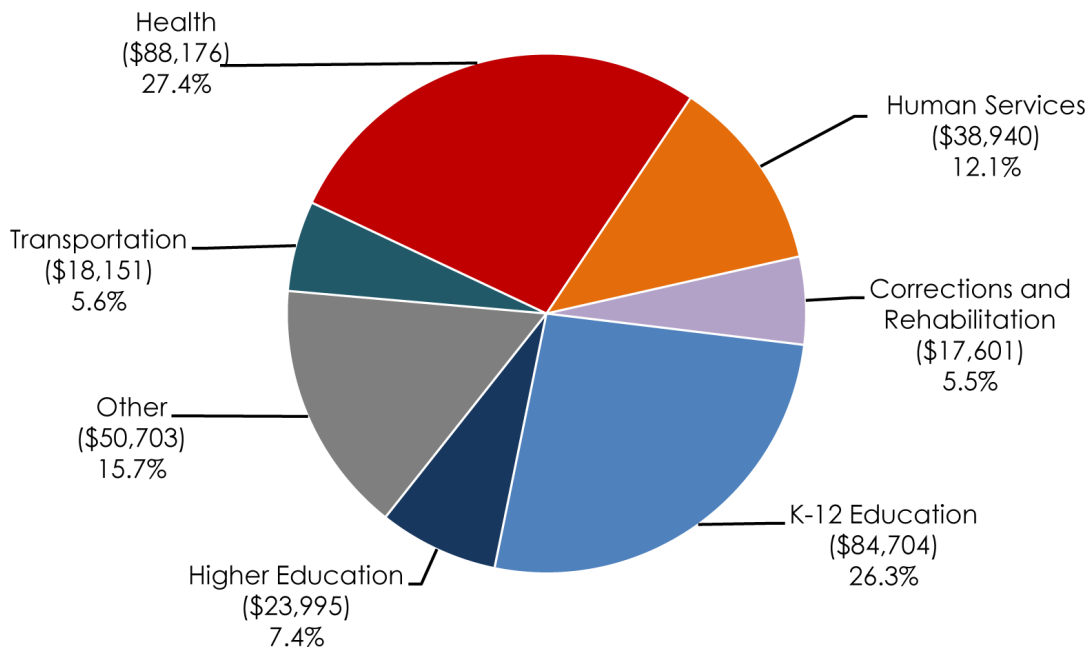
2025-26 Total State Expenditures by Agency

(Dollars in Millions)

	General Fund	Special Funds	Bond Funds	Totals
Legislative, Judicial, Executive	\$8,198	\$4,968	\$374	\$13,541
Business, Consumer Services & Housing	517	1,338	538	2,392
Transportation	754	17,299	97	18,151
Natural Resources	5,426	2,749	2,466	10,640
Environmental Protection	137	4,308	369	4,814
Health and Human Services	83,385	43,294	437	127,115
Corrections and Rehabilitation	13,637	3,964	-	17,601
K-12 Education	83,087	104	1,513	84,704
Higher Education	23,324	105	566	23,995
Labor and Workforce Development	963	1,157	-	2,119
Government Operations	3,590	175	12	3,778
General Government:				
Non-Agency Departments	1,303	2,069	171	3,543
Tax Relief/Local Government	556	3,634	-	4,191
Statewide Expenditures	4,016	1,670	1	5,686
Total	\$228,892	\$86,834	\$6,543	\$322,269

Note: Numbers may not add due to rounding.

**2025-26
Total State Expenditures
(Including Selected Bond Funds)**
(Dollars in Millions)



2025-26 Revenue Sources

(Dollars in Millions)

	General Fund	Special Funds	Total	Change From 2024-25
Personal Income Tax	\$133,685	\$3,586	\$137,271	\$12,933
Sales and Use Tax	35,121	15,994	51,115	1,403
Corporation Tax	37,697	-	37,697	-5,502
Highway Users Taxes	-	9,484	9,484	70
Insurance Tax	4,341	-	4,341	277
Alcoholic Beverage Taxes and Fees	428	-	428	5
Cigarette Tax	35	1,210	1,245	-42
Motor Vehicle Fees	46	12,632	12,678	351
Other	6,642	47,699	54,341	-3,597
Subtotal	\$217,995	\$90,605	\$308,600	\$5,898
Transfer to/from the Budget	7,100	-7,100	-	-
Stabilization Account/Rainy Day Fund				
Total	\$225,095	\$83,505	\$308,600	\$5,898

Note: Numbers may not add due to rounding.

**2025-26
Total Revenues and Transfers**
(Dollars in Millions)

