

SUMMARY CHARTS

This section provides various statewide budget charts and tables.

**2024-25 Governor's Budget
General Fund Budget Summary**

(Dollars in Millions)

	2023-24	2024-25
Prior Year Balance	\$42,078	\$8,029
Revenues and Transfers	\$196,859	\$214,699
Total Resources Available	\$238,937	\$222,728
Non-Proposition 98 Expenditures	\$155,337	\$131,824
Proposition 98 Expenditures	\$75,571	\$76,894
Total Expenditures	\$230,908	\$208,718
Fund Balance	\$8,029	\$14,010
Reserve for Liquidation of Encumbrances	\$10,569	\$10,569
Special Fund for Economic Uncertainties	-\$2,540	\$3,441
Public School System Stabilization Account	\$5,730	\$3,852
Safety Net Reserve	\$900	-
Budget Stabilization Account/Rainy Day Fund	\$23,132	\$11,106

Note: Numbers may not add due to rounding.

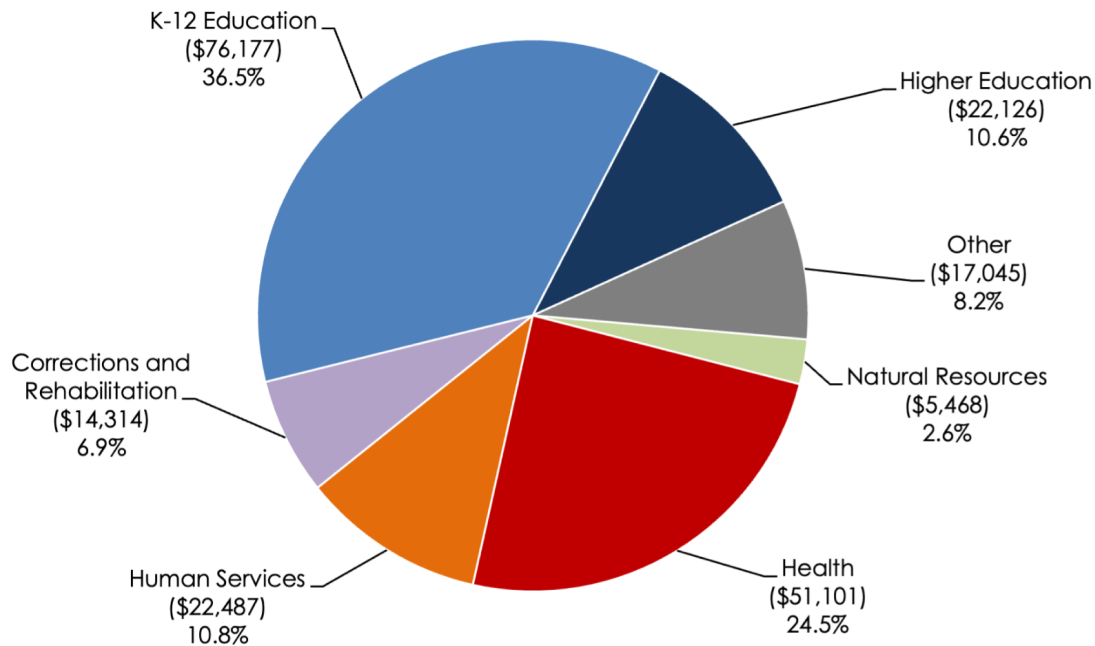
General Fund Expenditures by Agency

(Dollars in Millions)

	2023-24	2024-25	Change from 2023-24	
			Dollar Change	Percent Change
Legislative, Judicial, Executive	\$13,346	\$7,514	-\$5,832	-43.7%
Business, Consumer Services & Housing	3,391	654	-2,737	-80.7%
Transportation	1,121	726	-395	-35.2%
Natural Resources	12,263	5,468	-6,795	-55.4%
Environmental Protection	1,466	715	-751	-51.2%
Health and Human Services	74,136	73,588	-548	-0.7%
Corrections and Rehabilitation	15,525	14,314	-1,211	-7.8%
K-12 Education	76,134	76,177	43	0.1%
Higher Education	22,075	22,126	51	0.2%
Labor and Workforce Development	1,077	771	-306	-28.4%
Government Operations	4,791	3,239	-1,552	-32.4%
General Government:				
Non-Agency Departments	2,501	1,553	-948	-37.9%
Tax Relief/Local Government	595	579	-16	-2.7%
Statewide Expenditures	2,487	1,295	-1,192	-47.9%
Total	\$230,908	\$208,718	-\$22,190	-9.6%

Note: Numbers may not add due to rounding.

**2024-25
General Fund Expenditures**
(Dollars in Millions)

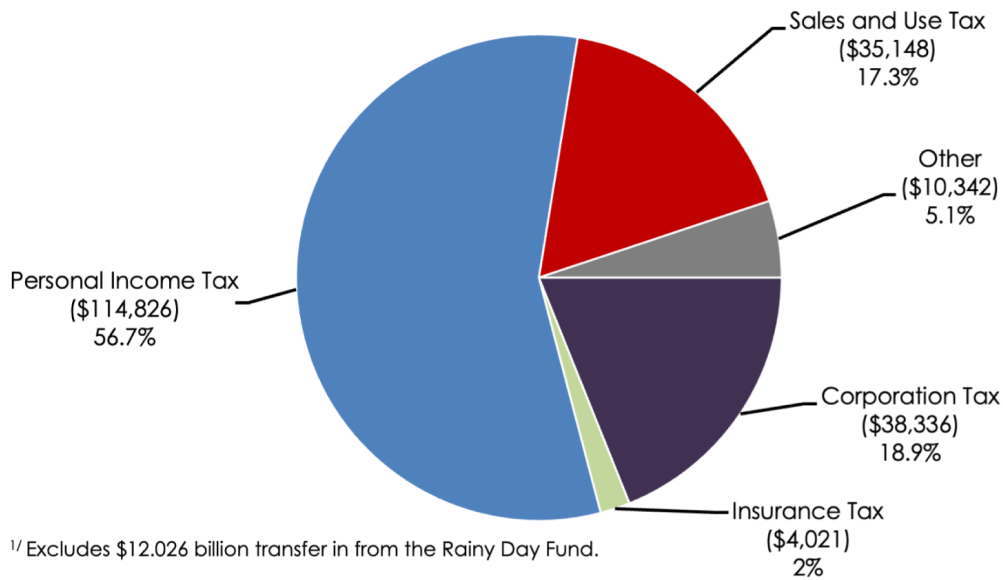


General Fund Revenue Sources
(Dollars in Millions)

	2023-24	2024-25	Change from 2023-24	
			Dollar Change	Percent Change
Personal Income Tax	\$113,768	\$114,826	\$1,058	0.9%
Sales and Use Tax	34,643	35,148	505	1.5%
Corporation Tax	36,913	38,336	1,423	3.9%
Insurance Tax	3,894	4,021	127	3.3%
Alcoholic Beverage Taxes and Fees	427	433	6	1.4%
Cigarette Tax	43	42	-1	-2.3%
Motor Vehicle Fees	46	46	0	0.0%
Other	8,549	9,821	1,272	14.9%
Subtotal	\$198,283	\$202,673	\$4,390	2.2%
Transfer to/from the Budget Stabilization Account/Rainy Day Fund	-1,424	12,026	13,450	944.5%
Total	\$196,859	\$214,699	\$17,840	9.1%

Note: Numbers may not add due to rounding.

2024-25
General Fund Revenues and Transfers^{1/}
(Dollars in Millions)



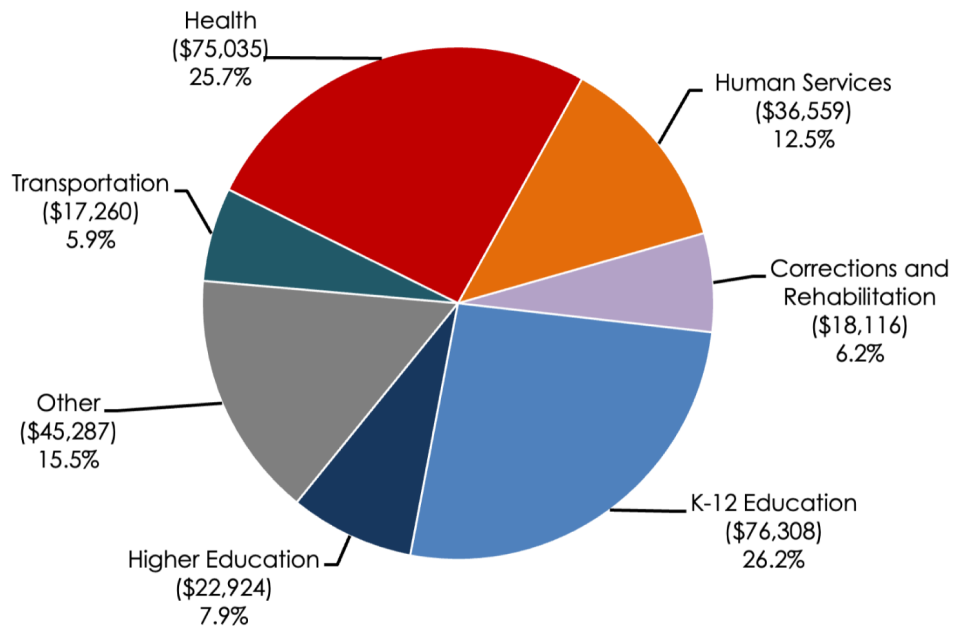
2024-25 Total State Expenditures by Agency

(Dollars in Millions)

	General Fund	Special Funds	Bond Funds	Totals
Legislative, Judicial, Executive	\$7,514	\$5,414	\$262	\$13,191
Business, Consumer Services & Housing	654	1,315	538	2,507
Transportation	726	16,448	86	17,260
Natural Resources	5,468	2,599	466	8,533
Environmental Protection	715	4,111	11	4,837
Health and Human Services	73,588	38,006	-	111,594
Corrections and Rehabilitation	14,314	3,803	-	18,117
K-12 Education	76,177	115	16	76,308
Higher Education	22,126	188	610	22,924
Labor and Workforce Development	771	1,147	-	1,918
Government Operations	3,239	385	-	3,624
General Government:				
Non-Agency Departments	1,553	1,980	2	3,534
Tax Relief/Local Government	579	3,546	-	4,126
Statewide Expenditures	1,295	1,720	3	3,018
Total	\$208,718	\$80,777	\$1,994	\$291,490

Note: Numbers may not add due to rounding.

**2024-25
Total State Expenditures
(Including Selected Bond Funds)**
(Dollars in Millions)



2024-25 Revenue Sources

(Dollars in Millions)

	General Fund	Special Funds	Total	Change From 2023-24
Personal Income Tax	\$114,826	\$2,596	\$117,422	\$1,262
Sales and Use Tax	35,148	15,993	51,141	917
Corporation Tax	38,336	-	38,336	1,423
Highway Users Taxes	-	9,309	9,309	164
Insurance Tax	4,021	-	4,021	127
Alcoholic Beverage Taxes and Fees	433	-	433	6
Cigarette Tax	42	1,394	1,436	-41
Motor Vehicle Fees	46	12,185	12,231	380
Other	9,821	35,776	45,597	-350
Subtotal	\$202,673	\$77,253	\$279,926	\$3,888
Transfer to/from the Budget	12,026	-12,026	-	-
Stabilization Account/Rainy Day Fund				
Total	\$214,699	\$65,227	\$279,926	\$3,888

Note: Numbers may not add due to rounding.

2024-25 Total Revenues and Transfers
(Dollars in Millions)

