

SUMMARY CHARTS

This section provides various statewide budget charts and tables.

2023-24 Governor's Budget
General Fund Budget Summary
(Dollars in Millions)

	2022-23	2023-24
Prior Year Balance	\$52,713	\$21,521
Revenues and Transfers	\$208,884	\$210,174
Total Resources Available	\$261,597	\$231,695
Non-Proposition 98 Expenditures	\$160,973	\$143,060
Proposition 98 Expenditures	\$79,103	\$80,554
Total Expenditures	\$240,076	\$223,614
Fund Balance	\$21,521	\$8,081
Reserve for Liquidation of Encumbrances	\$4,276	\$4,276
Special Fund for Economic Uncertainties	\$17,245	\$3,805
Public School System Stabilization Account	\$8,108	\$8,473
Safety Net Reserve	\$900	\$900
Budget Stabilization Account/Rainy Day Fund	\$21,487	\$22,398

Note: Numbers may not add due to rounding.

General Fund Expenditures by Agency

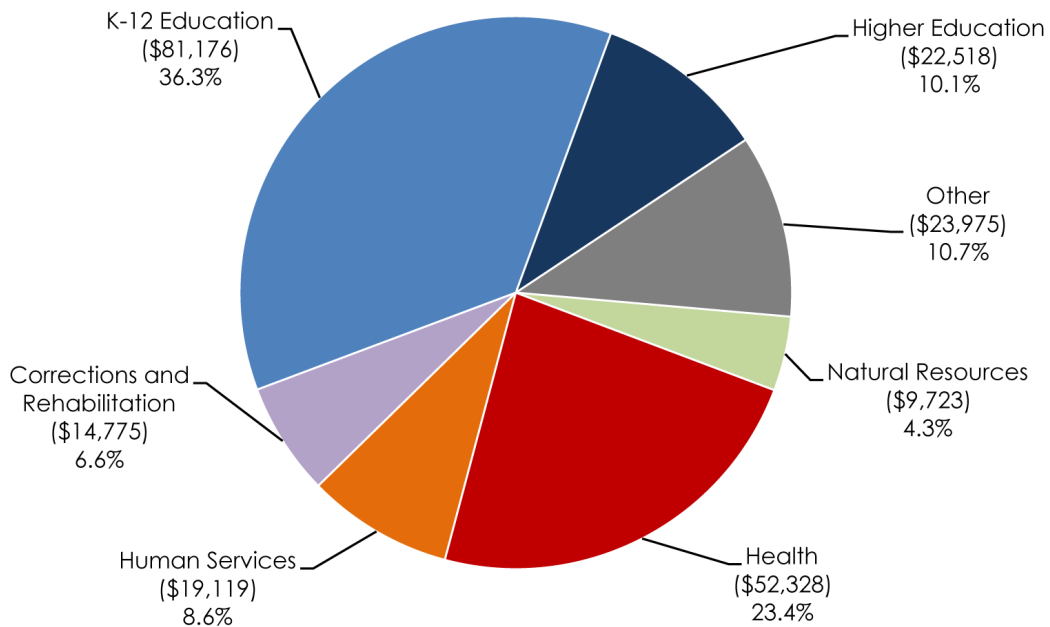
(Dollars in Millions)

	2022-23	2023-24	Change from 2022-23	
			Dollar Change	Percent Change
Legislative, Judicial, Executive	\$19,636	\$11,852	-\$7,784	-39.6%
Business, Consumer Services & Housing	4,062	1,472	-2,590	-63.8%
Transportation	1,725	2,191	466	27.0%
Natural Resources	15,437	9,723	-5,714	-37.0%
Environmental Protection	2,133	1,989	-144	-6.8%
Health and Human Services	64,790	71,447	6,657	10.3%
Corrections and Rehabilitation	15,822	14,775	-1,047	-6.6%
K-12 Education	78,505	81,176	2,671	3.4%
Higher Education	23,043	22,518	-525	-2.3%
Labor and Workforce Development	1,234	1,638	404	32.7%
Government Operations	6,795	3,847	-2,948	-43.4%
General Government:				
Non-Agency Departments	2,791	3,562	771	27.6%
Tax Relief/Local Government	678	558	-120	-17.7%
Statewide Expenditures	3,425	-3,134	-6,559	-191.5%
Total	\$240,076	\$223,614	-\$16,462	-6.9%

Note: Numbers may not add due to rounding.

**2023-24
General Fund Expenditures**

(Dollars in Millions)

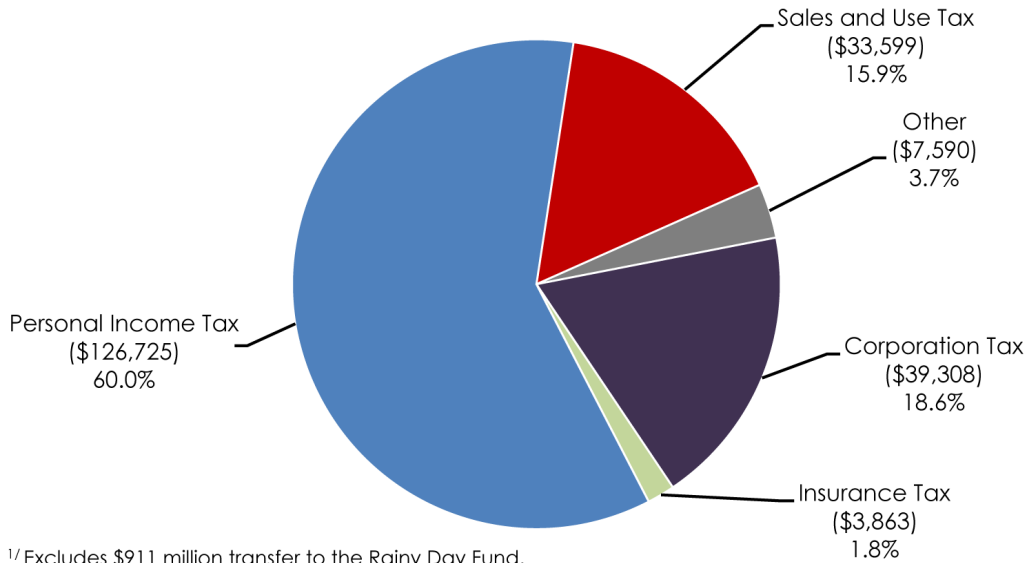


General Fund Revenue Sources
(Dollars in Millions)

	2022-23	2023-24	Change from 2022-23	
			Dollar Change	Percent Change
Personal Income Tax	\$128,905	\$126,725	-\$2,180	-1.7%
Sales and Use Tax	32,851	33,599	748	2.3%
Corporation Tax	38,482	39,308	826	2.1%
Insurance Tax	3,641	3,863	222	6.1%
Alcoholic Beverage Taxes and Fees	436	441	5	1.1%
Cigarette Tax	49	45	-4	-8.2%
Motor Vehicle Fees	37	37	0	0.0%
Other	6,102	7,067	965	15.8%
Subtotal	\$210,503	\$211,085	\$582	0.3%
Transfer to the Budget Stabilization Account/Rainy Day Fund	-1,620	-911	709	-43.8%
Total	\$208,883	\$210,174	\$1,291	0.6%

Note: Numbers may not add due to rounding.

2023-24
General Fund Revenues and Transfers^{1/}
(Dollars in Millions)



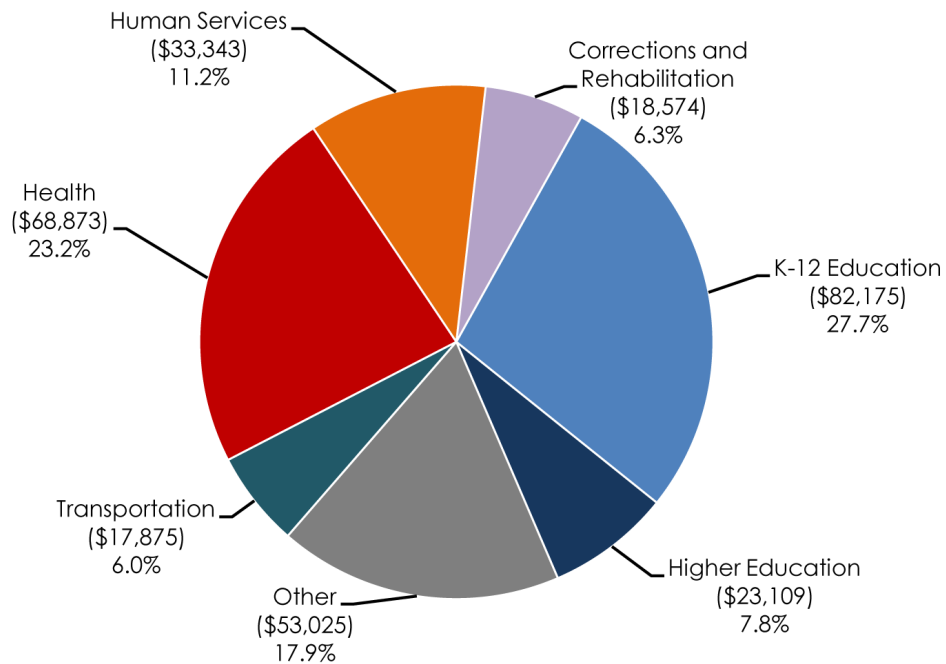
2023-24 Total State Expenditures by Agency

(Dollars in Millions)

	General Fund	Special Funds	Bond Funds	Totals
Legislative, Judicial, Executive	\$11,852	\$3,678	\$262	\$15,792
Business, Consumer Services & Housing	1,472	1,217	936	3,625
Transportation	2,191	15,602	82	17,875
Natural Resources	9,723	2,019	585	12,327
Environmental Protection	1,989	3,935	14	5,938
Health and Human Services	71,447	30,769	-	102,216
Corrections and Rehabilitation	14,775	3,799	-	18,574
K-12 Education	81,176	370	629	82,175
Higher Education	22,518	133	458	23,109
Labor and Workforce Development	1,638	1,056	-	2,694
Government Operations	3,847	251	7	4,105
General Government:				
Non-Agency Departments	3,562	1,837	2	5,401
Tax Relief/Local Government	558	3,523	-	4,081
Statewide Expenditures	-3,134	2,196	-	-938
Total	\$223,614	\$70,385	\$2,975	\$296,974

Note: Numbers may not add due to rounding.

**2023-24
Total State Expenditures
(Including Selected Bond Funds)**
(Dollars in Millions)



2023-24 Revenue Sources

(Dollars in Millions)

	General Fund	Special Funds	Total	Change From 2022-23
Personal Income Tax	\$126,725	\$3,564	\$130,289	-\$2,247
Sales and Use Tax	33,599	15,424	49,023	847
Corporation Tax	39,308	-	39,308	826
Highway Users Taxes	-	9,747	9,747	788
Insurance Tax	3,863	-	3,863	222
Alcoholic Beverage Taxes and Fees	441	-	441	5
Cigarette Tax	45	1,480	1,525	-143
Motor Vehicle Fees	37	11,693	11,730	481
Other	7,067	23,264	30,331	-1,745
Subtotal	\$211,085	\$65,172	\$276,257	-\$966
Transfer to the Budget Stabilization Account/Rainy Day Fund	-911	911	-	-
Total	\$210,174	\$66,083	\$276,257	-\$966

Note: Numbers may not add due to rounding.

**2023-24
Total Revenues and Transfers**
(Dollars in Millions)

