

SUMMARY CHARTS

This section provides various statewide budget charts and tables.

2021-22 Governor's Budget
General Fund Budget Summary
(Dollars in Millions)

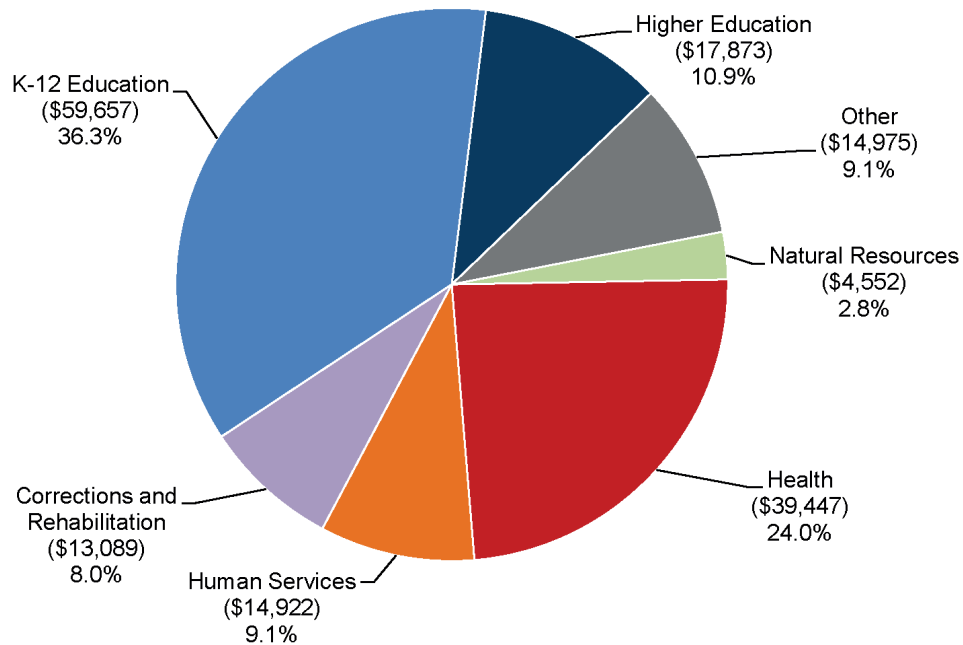
	2020-21	2021-22
Prior Year Balance	\$5,359	\$12,203
Revenues and Transfers	\$162,742	\$158,370
Total Resources Available	\$168,101	\$170,573
Non-Proposition 98 Expenditures	\$98,956	\$103,681
Proposition 98 Expenditures	\$56,942	\$60,834
Total Expenditures	\$155,898	\$164,515
Fund Balance	\$12,203	\$6,058
Reserve for Liquidation of Encumbrances	\$3,175	\$3,175
Special Fund for Economic Uncertainties	\$9,028	\$2,883
Public School System Stabilization Account	\$747	\$2,988
Safety Net Reserve	\$450	\$450
Budget Stabilization Account/Rainy Day Fund	\$12,536	\$15,574
Note: Numbers may not add due to rounding.		

General Fund Expenditures by Agency (Dollars in Millions)

	2020-21	2021-22	Change from 2020-21	
			Dollar Change	Percent Change
Legislative, Judicial, Executive	\$6,135	\$4,494	-\$1,641	-26.7%
Business, Consumer Services & Housing	911	961	50	5.5%
Transportation	245	421	176	71.8%
Natural Resources	4,449	4,552	103	2.3%
Environmental Protection	2,480	460	-2,020	-81.5%
Health and Human Services	43,274	54,369	11,095	25.6%
Corrections and Rehabilitation	12,342	13,089	747	6.1%
K-12 Education	57,836	59,657	1,821	3.1%
Higher Education	16,861	17,873	1,012	6.0%
Labor and Workforce Development	161	684	523	324.8%
Government Operations	2,111	3,051	940	44.5%
General Government:				
Non-Agency Departments	943	1,001	58	6.2%
Tax Relief/Local Government	1,182	437	-745	-63.0%
Statewide Expenditures	6,968	3,466	-3,502	-50.3%
Total	\$155,898	\$164,515	\$8,616	5.5%

Note: Numbers may not add due to rounding.

2021-22 General Fund Expenditures (Dollars in Millions)



General Fund Revenue Sources

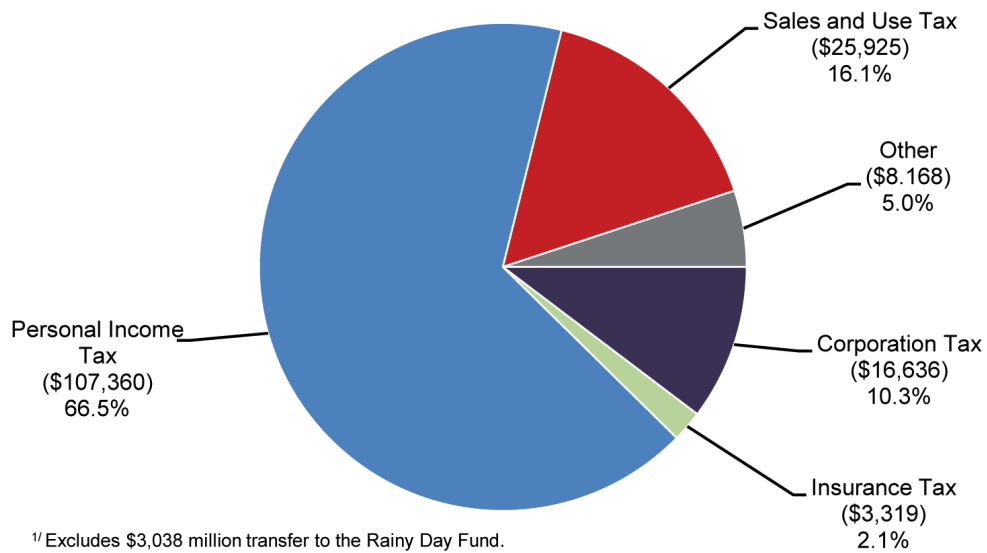
(Dollars in Millions)

	2020-21	2021-22	Change from 2020-21	
			Dollar Change	Percent Change
Personal Income Tax	\$102,208	\$107,360	\$5,152	5.0%
Sales and Use Tax	26,508	25,925	-583	-2.2%
Corporation Tax	16,948	16,636	-312	-1.8%
Insurance Tax	3,253	3,319	66	2.0%
Alcoholic Beverage Taxes and Fees	385	389	4	1.0%
Cigarette Tax	55	46	-9	-16.4%
Motor Vehicle Fees	40	36	-4	-10.0%
Other	8,761	7,697	-1,064	-12.1%
Subtotal	\$158,158	\$161,408	\$3,250	2.1%
Transfer to the Budget Stabilization Account/Rainy Day Fund	4,584	-3,038	-7,622	-166.3%
Total	\$162,742	\$158,370	-\$4,372	-2.7%

Note: Numbers may not add due to rounding.

2021-22 General Fund Revenues and Transfers^{1/}

(Dollars in Millions)

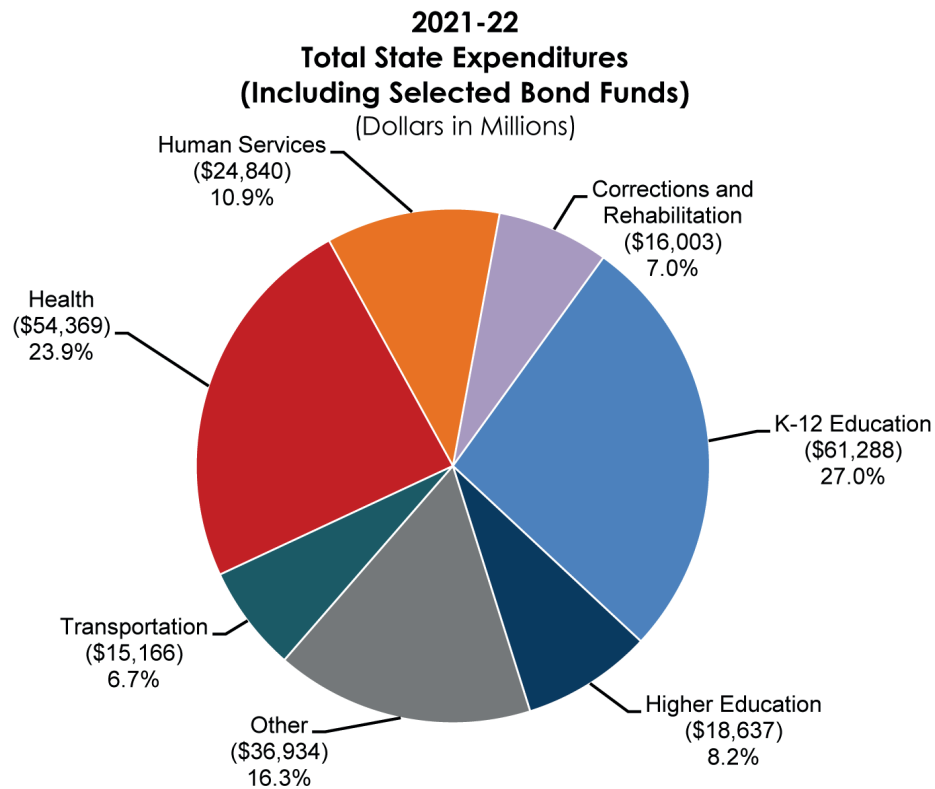


2021-22 Total State Expenditures by Agency

(Dollars in Millions)

	General Fund	Special Funds	Bond Funds	Totals
Legislative, Judicial, Executive	\$4,494	\$3,759	\$267	\$8,520
Business, Consumer Services & Housing	961	1,183	936	3,080
Transportation	421	14,532	214	15,166
Natural Resources	4,552	2,043	813	7,408
Environmental Protection	460	3,785	17	4,262
Health and Human Services	54,369	24,840	-	79,209
Corrections and Rehabilitation	13,089	2,913	-	16,002
K-12 Education	59,657	116	1,515	61,288
Higher Education	17,873	139	625	18,637
Labor and Workforce Development	684	855	-	1,539
Government Operations	3,051	337	8	3,396
General Government:				
Non-Agency Departments	1,001	1,842	2	2,845
Tax Relief/Local Government	437	3,051	-	3,488
Statewide Expenditures	3,466	-1,071	1	2,396
Total	\$164,515	\$58,324	\$4,397	\$227,237

Note: Numbers may not add due to rounding.



2021-22 Revenue Sources

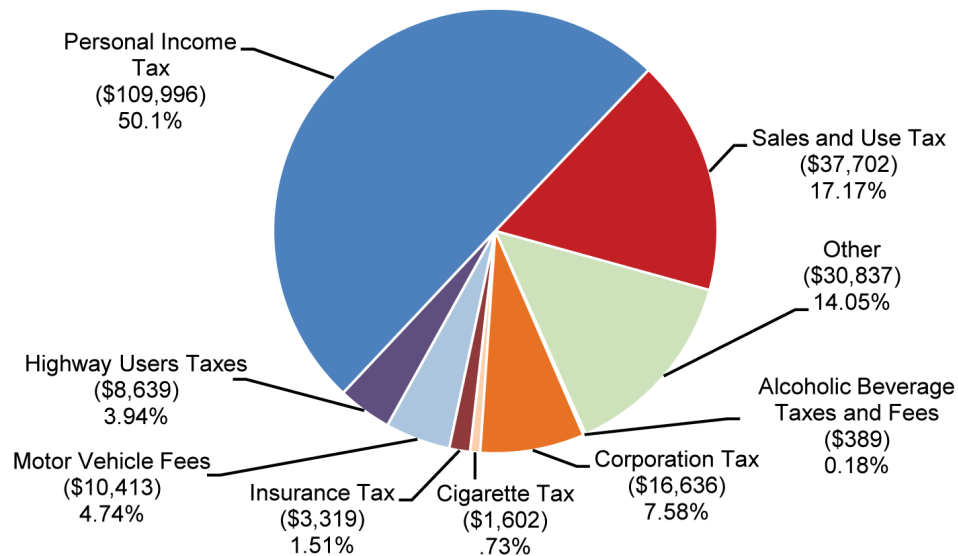
(Dollars in Millions)

	General Fund	Special Funds	Total	Change From 2020-21
Personal Income Tax	\$107,360	\$2,636	\$109,996	\$5,247
Sales and Use Tax	25,925	11,777	37,702	-738
Corporation Tax	16,636	-	16,636	-312
Highway Users Taxes	-	8,639	8,639	616
Insurance Tax	3,319	-	3,319	66
Alcoholic Beverage Taxes and Fees	389	-	389	4
Cigarette Tax	46	1,556	1,602	-234
Motor Vehicle Fees	36	10,377	10,413	132
Other	7,697	23,140	30,837	-145
Subtotal	\$161,408	\$58,125	\$219,533	\$4,636
Transfer to the Budget Stabilization Account/Rainy Day Fund	-3,038	3,038	-	-
Total	\$158,370	\$61,163	\$219,533	\$4,636

Note: Numbers may not add due to rounding.

**2021-22
Total Revenues and Transfers**

(Dollars in Millions)



Immediate Action Package
Safely Reopen Schools and Accelerate Economic Recovery
(Dollars in Millions)

Proposal	Description	Funding
Reopen Schools		\$2,000
Safe Reopening of K-12 Schools	Provide Proposition 98 General Fund for health and safety supplies and services to support in-person instruction for grades K-6.	2,000
Direct Support for Workers and Small Business		\$3,046
Low-Income Tax Refund	Provide tax refund payments of \$600 to nearly 4 million low-income Californians.	2,400
Small Business Aid	Provide additional funds for small business grants, including small non-profit cultural institutions.	575
Fee Waivers for Heavily Impacted Service Industries	Provide license and fee waivers for businesses and individuals heavily impacted by COVID-19, including those licensed by the Board of Barbering and Cosmetology and Department of Alcoholic Beverage Control.	71
Total Immediate Action Package		\$5,046

Early Action Package
Address Pandemic Impacts on Students and Accelerate Economic Recovery

(Dollars in Millions)

Proposal	Description	Funding
Student Supports		\$4,677
K-12		
Extended Learning Time	Provide Proposition 98 General Fund to expand learning time with an emphasis on increasing in-person instructional minutes and evidenced-based interventions and supports to students that are either one grade-level or more behind or credit deficient in core subject matters.	4,557
Higher Education		
Emergency Financial Assistance	Provide Proposition 98 General Fund for emergency financial assistance for community college students.	100
Community College Retention Rates and Enrollment	Provide Proposition 98 General Fund to support efforts to bolster community college student retention rates and enrollment.	20
Jobs and Workforce Training		\$973
Jobs and Regional Development—CalCompetes	Expand CalCompetes Tax credit, which includes making tax credits refundable.	340
Wildfire and Forest Resilience	Accelerate fire prevention projects before the 2021 fire season by increasing the pace and scale of existing fire prevention efforts to reduce wildfire risk and jumpstart economic recovery in the forest sector.	323
Jobs through Jump Starting Housing Development Locally	Provide Infill Infrastructure Grants to bolster housing production and support job creation.	250
Small Businesses—California Dream Start-up Grants	Provide micro-grants of up to \$10,000 to seed entrepreneurship and small business creation in underserved groups.	35
Workforce Development—High Roads Apprenticeship Program	Expand existing High Roads Training Program that will result in thousands of new apprenticeships and pre-apprenticeships, leading to thousands of new jobs and training for new careers.	25
Environmental Sustainability		\$561
Cap & Trade Expenditure Plan	Protect public health in disadvantaged communities and support implementation of Executive Order N-79-20 to accelerate zero-emission vehicles.	394
Sustainable Agriculture	Provide technical assistance for underserved farmers, support for regulatory relief efforts, farming water efficiencies, sustainable ground water management, and climate smart agriculture programs.	162
Bottle Bill	Expand pilot programs to increase consumer redemption of beverage containers in communities underserved by recycling centers.	5
Housing and Homeless		\$262
Homekey Housing	Expand Homekey competitive grants to local governments to purchase and rehabilitate housing and convert them into interim or permanent long-term housing.	250
Trial Court Workload for Eviction Protections	Provide trial courts with resources to process the anticipated increase in unlawful detainer and small claims filings resulting from AB 3088.	12
Other		\$56
County Probation Departments	Enhance services for juvenile and adult populations under the jurisdiction of county probation departments.	50
California Creative Corps	Provide resources for the Arts Council to partner with various organizations to develop a media, outreach, and engagement campaign to inspire safe and healthy behavior and increase the trust factor across California's diverse populations to increase vaccine adoption.	5
GO-Biz Staffing Resources	Administer various grant programs within the California Jobs Initiative and create an Energy Unit to facilitate the implementation of projects that will help to achieve climate goals and increase energy reliability.	1
Total Early Action Package		\$6,529