

SUMMARY CHARTS

This section provides various statewide budget charts and tables.

2019-20 Governor's Budget
General Fund Budget Summary
(Dollars in Millions)

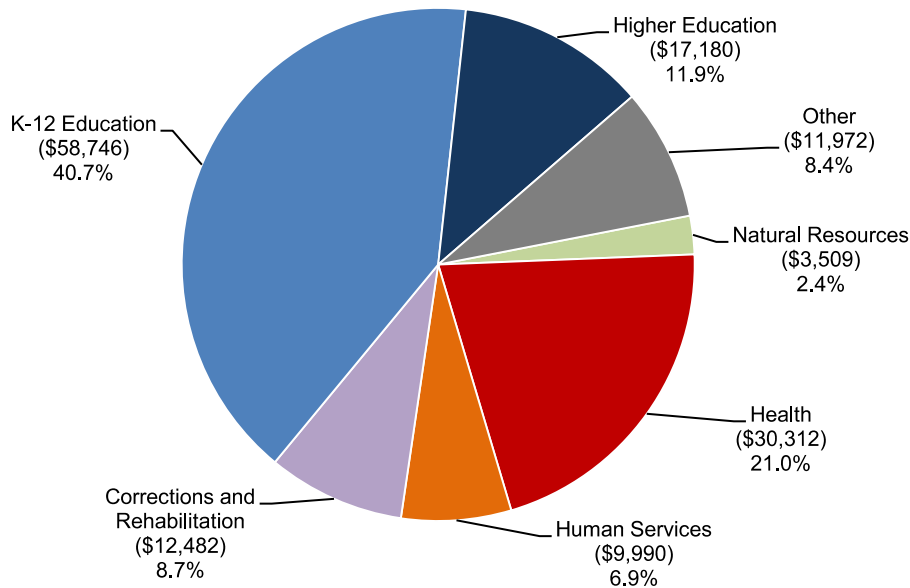
	2018-19	2019-20
Prior Year Balance	\$12,377	\$5,240
Revenues and Transfers	\$136,945	\$142,618
Total Resources Available	\$149,322	\$147,858
Non-Proposition 98 Expenditures	\$90,054	\$88,896
Proposition 98 Expenditures	\$54,028	\$55,295
Total Expenditures	\$144,082	\$144,191
Fund Balance	\$5,240	\$3,667
Reserve for Liquidation of Encumbrances	\$1,385	\$1,385
Special Fund for Economic Uncertainties	\$3,855	\$2,283
Safety Net Reserve	\$900	\$900
Budget Stabilization Account/Rainy Day Fund	\$13,535	\$15,302

General Fund Expenditures by Agency
(Dollars in Millions)

	2018-19	2019-20	Change from 2018-19	
			Dollar Change	Percent Change
Legislative, Judicial, Executive	\$4,643	\$4,559	-\$84	-1.8%
Business, Consumer Services & Housing	449	1,693	1,244	277.1%
Transportation	214	296	82	38.3%
Natural Resources	3,909	3,509	-400	-10.2%
Environmental Protection	358	123	-235	-65.6%
Health and Human Services	37,098	40,302	3,204	8.6%
Corrections and Rehabilitation	12,495	12,482	-13	-0.1%
K-12 Education	57,861	58,746	885	1.5%
Higher Education	16,348	17,180	832	5.1%
Labor and Workforce Development	159	125	-34	-21.4%
Government Operations	4,876	1,253	-3,623	-74.3%
General Government:				
Non-Agency Departments	1,145	821	-324	-28.3%
Tax Relief/Local Government	472	461	-11	-2.3%
Statewide Expenditures	4,055	2,641	-1,414	-34.9%
Total	\$144,082	\$144,191	\$109	0.1%

Note: Numbers may not add due to rounding.

2019-20
General Fund Expenditures
(Dollars in Millions)

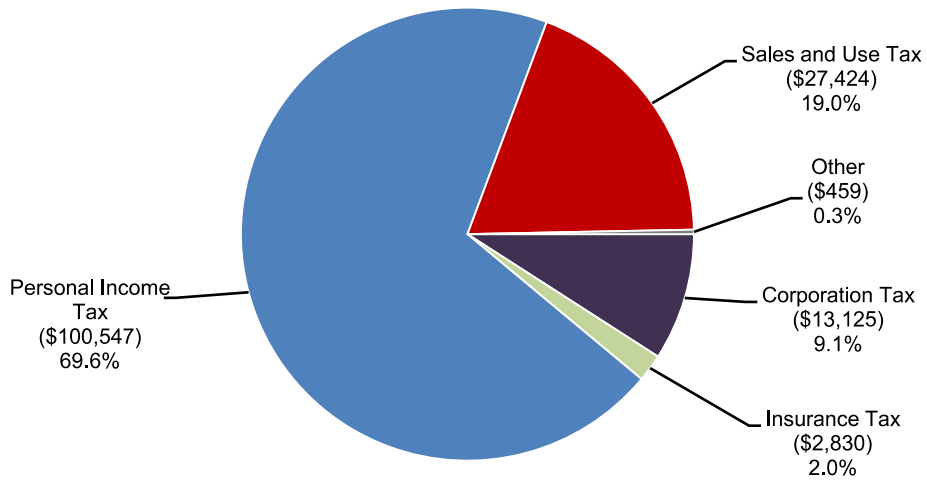


General Fund Revenue Sources
(Dollars in Millions)

	2018-19	2019-20	Change from 2018-19	
			Dollar Change	Percent Change
Personal Income Tax	\$97,720	\$100,547	\$2,827	2.9%
Sales and Use Tax	26,244	27,424	1,180	4.5%
Corporation Tax	12,330	13,125	795	6.4%
Insurance Tax	2,606	2,830	224	8.6%
Alcoholic Beverage Taxes and Fees	382	389	7	1.8%
Cigarette Tax	65	63	-2	-3.1%
Motor Vehicle Fees	31	33	2	6.5%
Other	304	-26	-330	-108.6%
Subtotal	\$139,682	\$144,385	\$4,703	3.4%
Transfer to the Budget Stabilization Account/Rainy Day Fund	-2,737	-1,767	970	-35.4%
Total	\$136,945	\$142,618	\$5,673	4.1%

Note: Numbers may not add due to rounding.

2019-20
General Fund Revenues and Transfers^{1/}
(Dollars in Millions)



^{1/}Excludes \$1,767 million transfer to Rainy Day Fund.

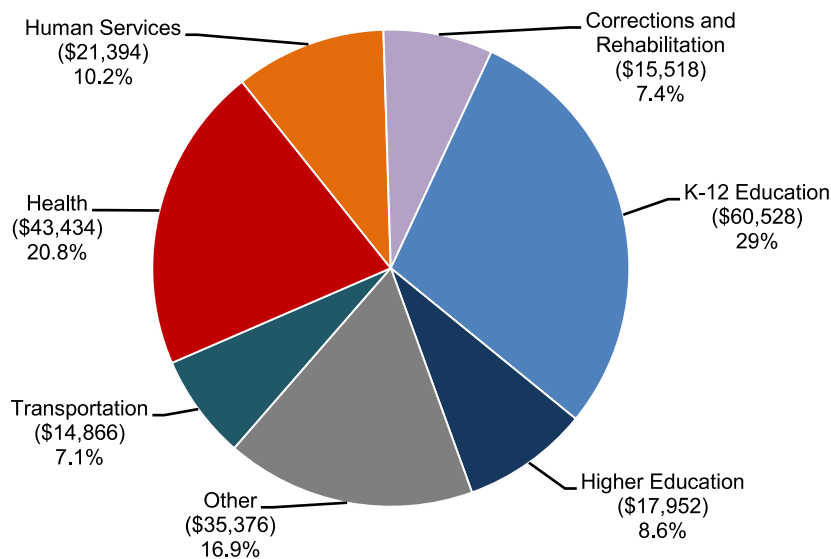
2019-20 Total State Expenditures by Agency

(Dollars in Millions)

	General Fund	Special Funds	Bond Funds	Totals
Legislative, Judicial, Executive	\$4,559	\$3,666	\$324	\$8,549
Business, Consumer Services & Housing	1,693	970	1,025	3,688
Transportation	296	14,231	339	14,866
Natural Resources	3,509	1,687	1,004	6,200
Environmental Protection	123	3,697	405	4,225
Health and Human Services	40,302	24,526	-	64,828
Corrections and Rehabilitation	12,482	3,036	-	15,518
K-12 Education	58,746	176	1,606	60,528
Higher Education	17,180	144	628	17,952
Labor and Workforce Development	125	795	-	920
Government Operations	1,253	340	9	1,602
General Government:				
Non-Agency Departments	821	1,771	10	2,602
Tax Relief/Local Government	461	2,866	-	3,327
Statewide Expenditures	2,641	1,617	5	4,263
Total	\$144,191	\$59,522	\$5,355	\$209,068

Note: Numbers may not add due to rounding.

**2019-20
Total State Expenditures
(Including Selected Bond Funds)**
(Dollars in Millions)



2019-20 Revenue Sources

(Dollars in Millions)

	General Fund	Special Funds	Total	Change From 2018-19
Personal Income Tax	\$100,547	\$2,368	\$102,915	\$2,807
Sales and Use Tax	27,424	12,627	40,051	1,822
Corporation Tax	13,125	-	13,125	795
Highway Users Taxes	-	8,450	8,450	795
Insurance Tax	2,830	-	2,830	224
Alcoholic Beverage Taxes and Fees	389	-	389	7
Cigarette Tax	63	1,994	2,057	-44
Motor Vehicle Fees	33	9,778	9,811	339
Other	-26	22,609	22,583	-4,189
Subtotal	\$144,385	\$57,826	\$202,211	\$2,556
Transfer to the Budget Stabilization Account/Rainy Day Fund	-1,767	1,767	-	-
Total	\$142,618	\$59,593	\$202,211	\$2,556

Note: Numbers may not add due to rounding.

**2019-20
Total Revenues and Transfers**
(Dollars in Millions)

